



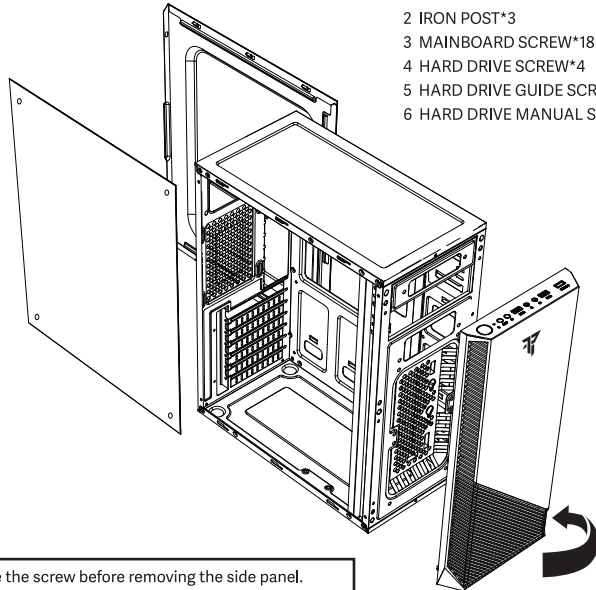
# ATX CASE

RGB SPECTRA **WHITE**

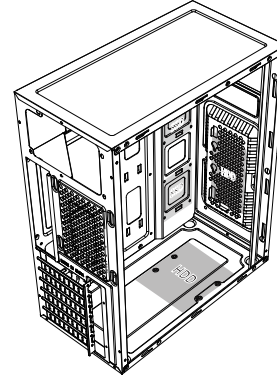
## COMPONENTS



- 1 POWER SUPPLY SCREW\*6
- 2 IRON POST\*3
- 3 MAINBOARD SCREW\*18
- 4 HARD DRIVE SCREW\*4
- 5 HARD DRIVE GUIDE SCREW\*2
- 6 HARD DRIVE MANUAL SCREW\*3

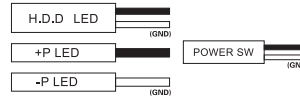
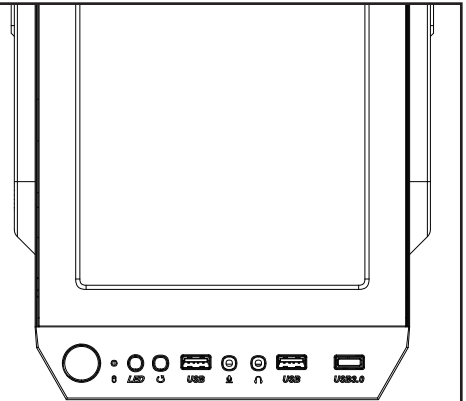


Remove the screw before removing the side panel.  
Remove the side panel before removing the front panel

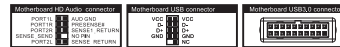


## Description of hard disk installation location

- Wall-mounted SSD\*2  
Note: lock screws to secure
- Front HDD\*1  
Note: Open the panel for installation
- Bottom HDD\*1  
Note: lock screws to secure on the bottom



## Install power switch and LED signal line



## Install USB and audio input and output connector

